

Children and Young People Overview and Scrutiny Committee

4th November 2014

School Improvement and Performance

Recommendations:

That the Children and Young People Overview and Scrutiny Committee:

- 1) Endorse the proposed vision for education;
- 2) Comment on the draft School Improvement Strategy;
- 3) Note the current capacity of the School Improvement team; and
- 4) Note the outcomes of inspections and the latest Ofsted judgements of Warwickshire schools.

1.0 Our Vision

1.1 The Education and Learning Business Unit was established with a vision that:

Every child and young person in Warwickshire will:

- *Attend a good or outstanding school or setting;*
- *Achieve well whatever their starting point or circumstances; and*
- *Go on to positive destinations.*

1.2 It is proposed to recommend to Cabinet in November 2014 that this vision for education in Warwickshire is adopted by the Council.

2.0 Schools Causing Concern Statutory Guidance

2.1 In May 2014, the Department for Education (DfE) issued revised statutory guidance on schools causing concern. The guidance, which is binding on Local Authorities, identifies the legislative requirements for intervention in maintained schools and also identifies the expectations of appropriate action to be taken by the local authority when schools meet the triggers for intervention.

- 2.2 The guidance states that it is the responsibility of the local authority to champion educational excellence by:
- Using data to identify schools requiring improvement and intervention;
 - Taking swift and effective action when failure occurs, using warning notices and IEBs whenever necessary to get standards and leadership to at least “good”;
 - Signposting where schools can access support;
 - Delegating funding and enabling schools to purchase from excellent providers; and
 - Encouraging good and outstanding schools to support and challenge other schools.
- 2.3 Where there is an “unacceptably low standard of performance” the guidance expects the local authority to issue warning notices. It defines “unacceptably low standards of performance” as:
- Standard below the floor standard on either attainment or progress of pupils;
 - Low standards achieved by disadvantaged pupils;
 - Sudden drop in performance;
 - Unacceptably low in relation to expected achievement or prior attainment; or
 - Performance of a school not meeting the expected standard of comparable schools.
- 2.4 Furthermore, the local authority is expected to consider the issue of a warning notice where schools have not responded robustly or rapidly enough to a recommendation by Ofsted to commission an external review of Pupil Premium and/or extend review of governance.
- 2.5 The local authority is required to raise any concerns about academy performance with the DfE, other than SEN or Safeguarding for which the local authority still has responsibility.

3.0 Learning Improvement Team

- 3.1 The team is led by an interim Senior Learning Improvement Officer, who is a lead inspector for Ofsted. Currently, there are 2 full-time, permanent Learning Improvement Officers (LIOs). These are enhanced by 10 part-time associate LIOs of whom 2 work with secondary schools and 1 works with special schools.
- 3.2 The overall full-time equivalent is 4.9 LIOs. This has increased in the last term by 1.2 FTE. Of the LIOs 8 are currently practising Ofsted Inspectors and this brings an extra degree of rigour to the team

3.3 Overall, of schools supported by the LA through the LIOs, and inspected between September 2013 and July 2014, 80% retained their position and over 60% improved on that position.

4.0 The Warwickshire 'School Improvement Policy'

4.1 The draft School Improvement Policy has been developed in order to support the vision for education; to meet the Council's statutory responsibilities and to meet the requirements of the Statutory Guidance on Schools Causing Concern. This Strategy (**Appendix D**) outlines the processes in place for risk assessing all schools and the strategies in place to support and challenge all maintained schools.

4.2 Under the Strategy:

- Schools in Ofsted categories receive between 4 and 6 visits per term.
- Schools requiring improvement (RI) receive between 3 and 4 visits per term
- Schools of concern receive 3 to 4 visits per term
- Good and outstanding schools receive 1 visit per term but may receive more if there are indications of concern.

4.3 In addition, all category schools and some RI and schools of concern will receive a one day review with two LIO's and a teacher coach to undertake scrutiny. This term this will amount to approximately 10 reviews. Following each review there is a task group meeting involving the Head teacher, Chair of Governors, SLIO and the attached LIO. Task Group meetings also take place for a number of other schools in RI or where there are significant concerns.

5.0 Ofsted Judgements

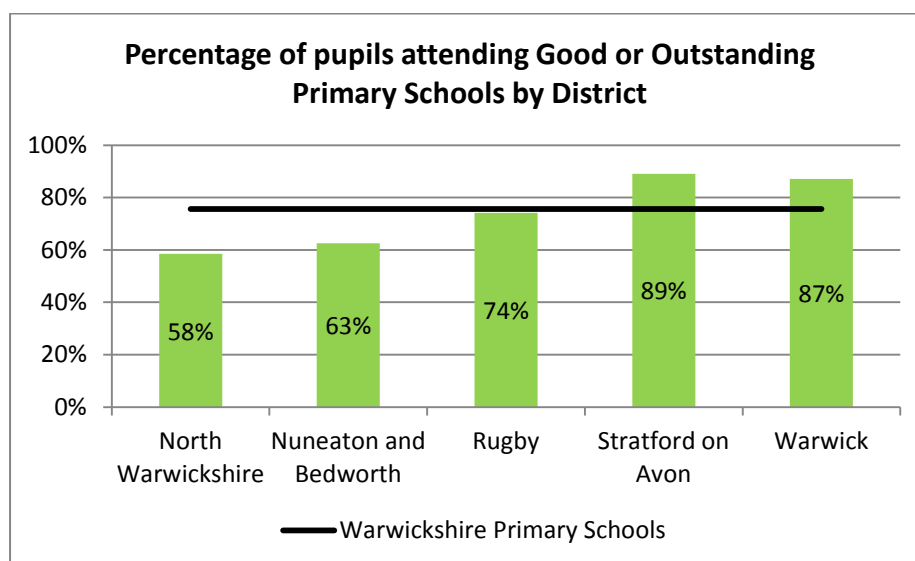
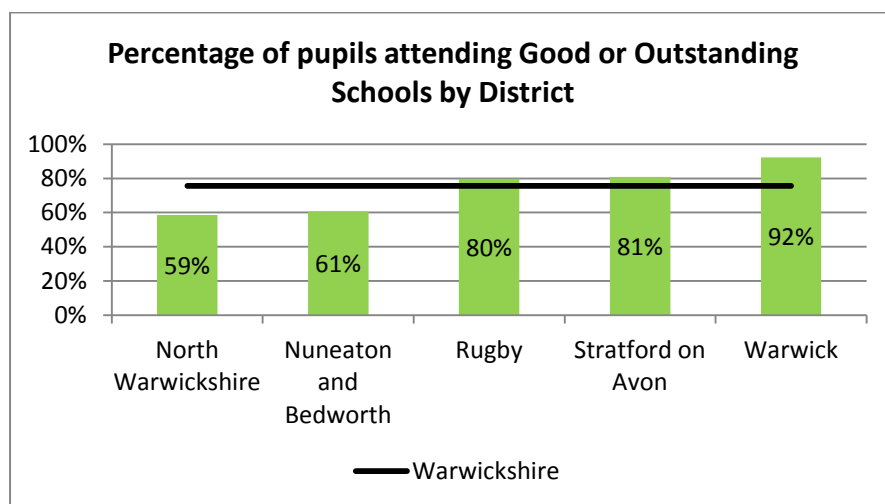
5.1 The following information applies to both maintained schools and academies

Primary:

Total number of Ofsted inspections - Sept 2013 - July 2014 Infant, Junior and Primary Schools		58
Grade Movement	% schools	No. of Schools
Grade Up ▲	45%	26
Grade Down ▼	21%	12
Grade Same ►	34%	20
Overall position of Infant, Junior and Primary Schools (31 August 2014)		
Current Ofsted category	% schools	No. of Schools
Grade 1	12%	23

Grade 2	65%	123
Grade 3	19%	35
Grade 4	4%	8
TOTAL		189

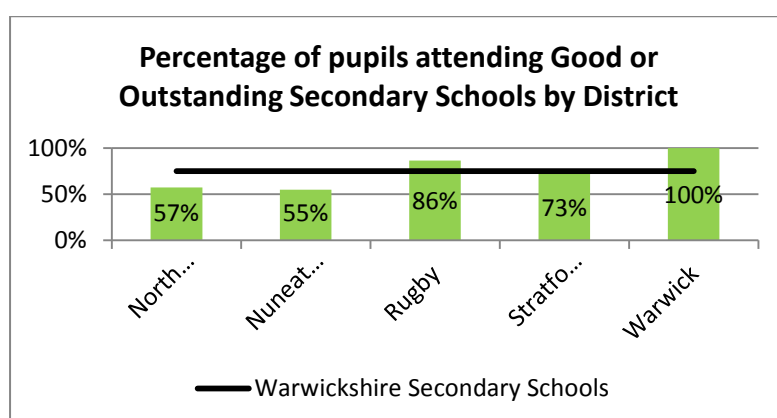
5.2 There is significant variation between different parts of Warwickshire in terms of the proportion of children attending good or outstanding schools.



5.3 For individual Infant, Junior and Primary schools judged to require improvement or in an Ofsted category of concern by District see **Appendix A**.

Secondary:

Total no. of Ofsted inspections Sept 2013 - July 2014 Secondary Schools		12
Grade Movement	% schools	No. of Schools
Grade Up ▲	17%	2
Grade Down ▼	8%	1
Grade Same ►	75%	9
Overall position of Secondary Schools (31 August 2014)		
Current Ofsted Category	% schools	No. of Schools
Grade 1	33%	12
Grade 2	39%	14
Grade 3	19%	7
Grade 4	8%	3
TOTAL		36

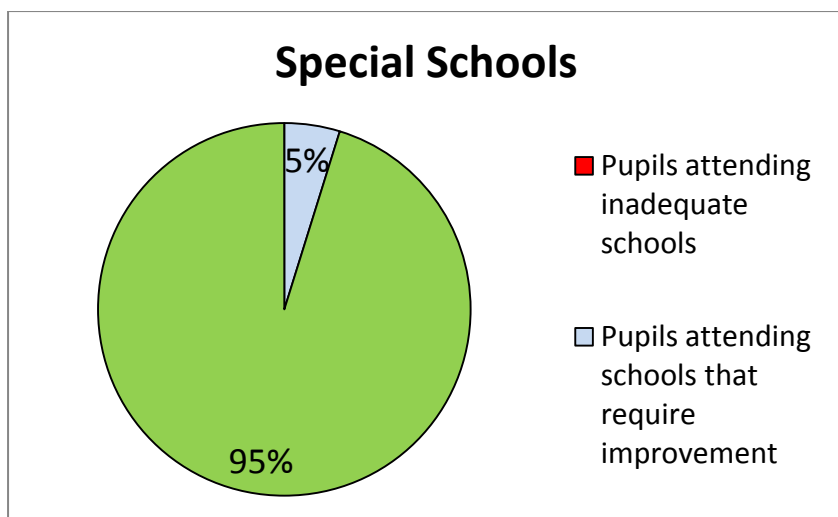


5.4 For individual Secondary schools judged to require improvement or in an Ofsted category of concern by District see **Appendix B**.

5.5 For Consortia based information: see **Appendix C**.

Special Schools

5.6 There are 9 Special schools. None are in an Ofsted category of concern and 1 requires improvement. The remainder are good or outstanding.



6.0 Recommendations:

6.1 That the Children and Young People Overview and Scrutiny Committee:

1. Endorse the proposed vision for education.
2. Comment on the draft School Improvement Strategy.
3. Note the current capacity of the School Improvement team.
4. Note the outcomes of inspections and the latest Ofsted judgements of Warwickshire schools.

Background Papers:

None.

Appendices:

Appendix A - Infant, Junior & Primary Schools in an Ofsted category of concern

Appendix B – Secondary Schools in an Ofsted category of concern

Appendix C – Consortia Information

Appendix D – School Improvement Strategy

	Name	Contact Information
Report Author	Graham Pirt	grahampirt@warwickshire.gov.uk 01926 742994
Head of Service	Nigel Minns	nigelminns@warwickshire.gov.uk 01926 742588
Strategic Director	Monica Fogarty	monicafogarty@warwickshire.gov.uk 01926 412514
Portfolio Holder	Cllr Colin Hayfield	cllrhayfield@warwickshire.gov.uk

Appendix A

Infant, Junior & Primary Schools in an Ofsted category of concern

				District
1	Park Lane Primary School	ACAD	SM	Nuneaton/Bedworth
2	Queen's CofE Academy	ACAD	SM	Nuneaton/Bedworth
3	St James' CofE Junior School	ACAD	SM	Nuneaton/Bedworth
4	St Michael's Church of England Primary School		SM	Nuneaton/Bedworth
5	St Oswald's CofE Primary School		SW	Rugby
6	Studley St Mary's CofE Junior School		SW	Stratford
7	Racemeadow Primary Academy	ACAD	SM	N. Warwickshire
8	Budbrooke Primary School	ACAD	SM	Warwick

Schools Requiring Improvement

			District
1	St Anne's Catholic Primary School		Nuneaton/Bedworth
2	Keresley Newland Primary School		Nuneaton/Bedworth
3	All Saints CofE Primary School and Nursery, Nuneaton		Nuneaton/Bedworth
4	Camp Hill Primary School and Early Years Centre		Nuneaton/Bedworth
5	Newdigate Primary School		Nuneaton/Bedworth
6	Weddington Primary School		Nuneaton/Bedworth
7	Milby Primary School		Nuneaton/Bedworth
8	Stockingford Primary School		Nuneaton/Bedworth
9	Chilvers Coton Infant School		Nuneaton/Bedworth
10	St Andrew's Benn CofE (Voluntary Aided) Primary School		Rugby
11	St Marie's Catholic Primary		Rugby
12	Northlands Primary School		Rugby
13	Oakfield Primary School		Rugby
14	Dordon Community Primary School	ACAD	N. Warwickshire
15	Nursery Hill Primary School		N. Warwickshire
16	Kingsbury Primary School		N. Warwickshire
17	Michael Drayton Junior School		N. Warwickshire
18	Coleshill CofE Primary School		N. Warwickshire
19	Arley Primary School		N. Warwickshire
20	Kingsway Community Primary School		Warwick
21	Our Lady and St Teresa's Catholic Primary School		Warwick
22	All Saints' CofE Junior School		Warwick
23	St Mary Immaculate Catholic Primary School		Warwick
24	Cubbington CofE Primary School		Warwick
25	St Anthony's Catholic Primary School		Warwick
26	Park Hill Junior School		Warwick
27	The Priors School	Free School	Stratford
28	St Mary's Catholic Primary School, Southam		Stratford
29	Coughton CofE Primary School		Stratford
30	Kineton CofE (VA) Primary School		Stratford
31	Tysoe CofE Primary School		Stratford
32	The Dassetts CofE Primary School		Stratford

Appendix B

Secondary Schools in an Ofsted category of concern

The following schools were judged to be inadequate at their last inspection

				District
1	Etone College	SM	ACAD	Nuneaton/Bedworth
2	The Nuneaton Academy	SM	ACAD	Nuneaton/Bedworth
3	Harris C of E Academy	SM	ACAD	Rugby

The following schools were judged to require improvement at their last inspection.

				District
1	Nicholas Chamberlaine	RI	ACAD	Nuneaton/Bedworth
2	Queen Elizabeth School	RI	ACAD	N. Warwickshire
3	The Coleshill School	RI	ACAD	N. Warwickshire
4	Alcester Academy	RI	ACAD	Stratford
5	Shipston High School	RI	ACAD	Stratford
6	Stratford upon Avon School	RI	ACAD	Stratford
7	Kingsbury School	RI		Rugby

Appendix C

CONSORTIUM 1 - NUNEATON EAST & STOCKINGFORD					
School Name	DfE No.	Current Grade	Ofsted Status Overview (as at 18/08/2014)		
Abbey C.Of E. Infant School ▲	3103	1	No. Ofsted inspections - 1.09.2013 to 31.07.2014		8
All Saints C.Of E. Primary School, Nuneaton ▼	3101	3 RI			
Arden Forest Infant School	2630	1	% Grade Movement		No. of Schools
Chetwynd Junior School	2581	2	Grade Up ▲	25%	2
Chilvers Coton Community Infant School ▼	2103	3 RI	Grade Down ▼	63%	5
Croft Junior School	2601	2	Grade Same ►	13%	1
Glendale Infant School	2585	2	% Schools in each category		No. of Schools
Middlemarch School	5202	2	Grade 1	15%	3
Milby Primary School ▼	2631	3 RI	Grade 2	50%	10
Our Lady Of The Angels Catholic Infant School ►	3520	2	Grade 3	25%	5
Park Lane Primary School	2636	4 SM	Grade 4	10%	2
Queen's C.Of E. Junior School	3200	4 SM			
St. Joseph's Catholic Junior School	3584	2			
St. Nicolas C.Of E. (VA) Primary School	3592	2			
St. Paul's C.Of E. Primary School, Nuneaton ▲	3106	2			
Stockingford Primary School ▼	2121	3 RI			
Weddington Primary School ▼	2632	3 RI			
Wembrook Primary School	2629	2			
Whitstone Infant School	2123	1			
Wolvey C.Of E. Primary School	3193	2			

CONSORTIUM 2 - BEDWORTH					
School Name	DfE No.	Current Grade	Ofsted Status Overview (as at 18/08/2014)		
All Saints C.Of E. Infant School	3301	2	No. Ofsted inspections - 1.09.2013 to 31.07.2014		7
Canon Evans C.Of E. Infant School	3315	2			
Canon Maggs C.Of E. Junior School ▲	3302	1	% Grade Movement		No. of Schools
Exhall Cedars Infant School ►	2635	2	Grade Up ▲	43%	3
Goodyers End Primary School	2634	2	Grade Down ▼	14%	1
Keresley Newland Primary School ►	2613	3 RI	Grade Same ►	43%	3
Newdigate Primary School and Nursery	2633	3 RI	% Schools in each category		No. of Schools
Race Leys Infant School ►	2614	2	Grade 1	7%	1
Race Leys Junior School ▲	2003	2	Grade 2	64%	9
St. Francis Catholic Primary School	3502	2	Grade 3	14%	2
St. Giles Junior School ▲	2571	2	Grade 4	14%	2
St. James C.Of E. Junior School	3015	4 SM			
St. Michael's C.Of E. Primary School ▼	2641	4 SM			
Wheelwright Lane Primary School	2021	2			

CONSORTIUM 3a - NORTH WARWICKSHIRE					
School Name	DfE No.	Current Grade	Ofsted Status Overview (as at 18/08/2014)		
Austrey C.Of E. Primary School	3007	2	No. Ofsted inspections - 1.09.2013 to 31.07.2014		1
Birchwood Primary School	2619	2			
Dordon Community Primary School ▲	2010	2	% Grade Movement		No. of Schools
Newton Regis C.Of E. Primary School	3047	3	Grade Up ▲	100%	1
Outwoods Primary School	2083	2	Grade Down ▼	0%	0
Racemeadow Primary School	2617	4 SM	Grade Same ►	0%	0
St. Benedict's Catholic Primary School	3501	2	% Schools in each category		No. of Schools
The Nethersole C.Of E. Primary School	2011	3	Grade 1	0%	0
Warton Nethersole's C.Of E. Primary School	3072	3	Grade 2	55%	6
Wood End Primary School	2063	3	Grade 3	36%	4
Woodside C.Of E. Primary School	2642	2	Grade 4	9%	1

CONSORTIUM 3b - NORTH WARWICKSHIRE					
School Name	DfE No.	Current Grade	Ofsted Status Overview (as at 18/08/2014)		
Coleshill C.Of E. Primary School	3586	3 RI	No. Ofsted inspections - 1.09.2013 to 31.07.2014		1
Curdworth Primary School	2502	2			
High Meadow Infant School	2569	1	% Grade Movement		No. of Schools
Hurley Primary School ►	2032	2	Grade Up ▲	0%	0
Kingsbury Primary School	3596	3 RI	Grade Down ▼	0%	0
Shustoke C.Of E. Primary School	3207	2	Grade Same ►	100%	1
St. Edward's Catholic Primary School	3503	2	% Schools in each category		No. of Schools
Water Orton Primary School	2618	3 RI	Grade 1	13%	1
			Grade 2	50%	4
			Grade 3	38%	3
			Grade 4	0%	0

CONSORTIUM 4 - NUNEATON HARTSHILL					
School Name	DfE No.	Current Grade	Ofsted Status Overview (as at 18/08/2014)		
Arley Primary School	2012	Pending	No. Ofsted inspections - 1.09.2013 to 31.07.2014		3
Bournebrook C.Of E. Primary School	3215	1			
Camp Hill Primary School	2640	3 RI	% Grade Movement		No. of Schools
Galley Common Infant School	2107	1	Grade Up ▲	33%	1
Michael Drayton Junior School ▼	2028	3 RI	Grade Down ▼	33%	1
Nathaniel Newton Infant School	2029	2	Grade Same ►	33%	1
Nursery Hill Primary School ►	2001	3 RI	% Schools in each category		No. of Schools
St. Anne's Catholic Primary School ▲	3583	3 RI	Grade 1	29%	2
			Grade 2	14%	1
			Grade 3	57%	4
			Grade 4	0%	0

CONSORTIUM 5 - STRATFORD, HENLEY & STUDLEY					
School Name	DfE No.	Current Grade	Ofsted Status Overview (as at 18/08/2014)		
Alveston C.Of E. Primary School	3002	2	No. Ofsted inspections - 1.09.2013 to 31.07.2014		4
Bishopton Primary School	2603	2			
Bridge Town Primary School	2053	2	% Grade Movement		No. of Schools
Claverdon Primary School ►	2017	2	Grade Up ▲	50%	2
Coughton C.Of E. Primary School	3021	3 RI	Grade Down ▼	0%	0
Henley-In-Arden (VA) CofE Primary School	2059	2	Grade Same ►	50%	2
Lapworth C.Of E. Primary School	3147	2	% Schools in each category		No. of Schools
Mappleborough Green C.Of E. Primary School	3041	2	Grade 1	5%	1
Our Lady's Catholic Primary School, Alcester ▲	3500	2	Grade 2	85%	17
St. Gregory's Catholic Primary School ►	3506	2	Grade 3	5%	1
St. Mary's Catholic Primary School, Henley in Arden	3508	2	Grade 4	5%	1
St. Mary's Catholic Primary School, Studley	3507	1			
Stratford-upon-Avon Primary School	2050	2			
Studley Infant School	2055	2			
Studley St. Mary's C.Of E. Junior School	3310	4 SW			
Tanworth-In-Arden C.Of E. Primary School	3311	2			
The Willows C.Of E. Primary School	3204	2			
Thomas Jolyffe Primary School ▲	2052	2			
Wolverton Primary School	5201	2			
Wootton Wawen C.Of E. Primary School	3074	2			

CONSORTIUM 6 - STRATFORD RURAL & BIDFORD					
School Name	DfE No.	Current Grade	Ofsted Status Overview (as at 18/08/2014)		
Bidford-On-Avon C.Of E. Primary School	3011	2	No. Ofsted inspections - 1.09.2013 to 31.07.2014		5
Dunnington C Of E Primary School	5203	2			
Great Aine Primary School ▲	2024	2	% Grade Movement		No. of Schools
Tudor Grange Primary Academy Haselor ▲	5200	2	Grade Up ▲	80%	4
Loxley C.Of E. Community Primary School	3040	2	Grade Down ▼	0%	0
Salford Priors C.Of E. Primary School ▲	3056	2	Grade Same ►	20%	1
Snitterfield Primary School ►	2046	2	% Schools in each category		No. of Schools
St. Nicholas' C. Of E. Primary School, Alcester	3595	1	Grade 1	27%	3
Temple Grafton C.Of E. Primary School	3066	1	Grade 2	73%	8
Welford-On-Avon Primary School	2058	1	Grade 3	0%	0
Wilmcote C.Of E. (VA) Primary School ▲	3313	2	Grade 4	0%	0

CONSORTIUM 7 - SHIPSTON & KINETON					
School Name	DfE No.	Current Grade	Ofsted Status Overview (as at 18/08/2014)		
Acorns Primary School	2639	2	No. Ofsted inspections - 1.09.2013 to 31.07.2014		2
Brailes C.Of E. Primary School	3014	2			
Ettington C.Of E. Primary School	3024	2	% Grade Movement		No. of Schools
Hampton Lucy C.Of E. Primary School	3031	2	Grade Up ▲	50%	1
Ilmington C.Of E. Primary School	3035	1	Grade Down ▼	0%	0
Kineton C.Of E. (VA) Primary School	3308	3 RI	Grade Same ►	50%	1
Moreton Morrell C Of E Primary School	5205	2	% Schools in each category		No. of Schools
Newbold And Tredington C.Of E. Primary School ▲	3214	2	Grade 1	7%	1
Quinton Primary School	2043	2	Grade 2	73%	11
Shipston Primary School	5206	2	Grade 3	20%	3
Shottery St. Andrew's C.Of E. Primary School	3057	2	Grade 4	0%	0
Temple Herdewyke Primary School	2610	2			
The Dasset C.Of E. Primary School	3216	3 RI			
Tysoe C.Of E. Primary School ►	3068	3 RI			
Wellesbourne C.Of E. Primary School	3073	2			

CONSORTIUM 8a - LEAMINGTON NORTH					
School Name	DfE No.	Current Grade	Ofsted Status Overview (as at 18/08/2014)		
Brookhurst Primary School	2330	2	No. Ofsted inspections - 1.09.2013 to 31.07.2014		4
Cubbington C.Of E. Primary School ▼	3144	3 RI			
Lillington Nursery and Primary School	2621	2	% Grade Movement		No. of Schools
Milverton Primary School	2606	2	Grade Up ▲	25%	1
Our Lady & St. Teresa's Catholic Primary School ►	3546	3 RI	Grade Down ▼	25%	1
St. Paul's C.Of E. Primary School, Leamington Spa	3371	2	Grade Same ►	50%	2
St. Peter's Catholic Primary School	3542	2	% Schools in each category		No. of Schools
Telford Infant School ►	2326	2	Grade 1	0%	0
Telford Junior School ▲	2315	2	Grade 2	78%	7

CONSORTIUM 8b - LEAMINGTON SOUTH					
School Name	DfE No.	Current Grade	Ofsted Status Overview (as at 18/08/2014)		
Bishops Tachbrook C.Of E. Primary School	3141	2	No. Ofsted inspections - 1.09.2013 to 31.07.2014		5
Briar Hill Infant School ▲	2327	1			
Clapham Terrace Community Primary School ▲	2312	2	% Grade Movement		No. of Schools
Kingsway Community Primary School	2638	3 RI	Grade Up ▲	80%	4
Lighthorne Heath Primary School	2064	2	Grade Down ▼	20%	1
Radford Semele C.Of E. Primary School	3152	2	Grade Same ►	0%	0
Shrubland Street Community Primary School ▲	2637	2	% Schools in each category		No. of Schools
St. Anthony's Catholic Primary School	3544	1	Grade 1	23%	3
St. Joseph's Catholic Primary School ▼	3547	2	Grade 2	69%	9
St. Margaret's C.Of E. Junior School	3157	2	Grade 3	8%	1
St. Patrick's Catholic Primary School	3543	2	Grade 4	0%	0
Sydenham Primary School	2622	1			
Whitnash Primary School ▲	2324	2			

CONSORTIUM 9 - WARWICK & SOUTHAM					
School Name	DfE No.	Current Grade	Ofsted Status Overview (as at 18/08/2014)		
All Saints C.Of E. Junior School ▼	3154	3 RI	No. Ofsted inspections - 1.09.2013 to 31.07.2014		7
Barford St. Peter's C.Of E. Primary School	3587	2			
Bishops Itchington Primary School	2014	2	% Grade Movement		No. of Schools
Budbrooke Primary School ▼	2329	4 SM	Grade Up ▲	29%	2
Coten End Primary School	2623	1	Grade Down ▼	29%	2
Emscote Infant School	2332	1	Grade Same ►	43%	3
Harbury C.Of E. Primary School ►	3032	2	% Schools in each category		No. of Schools
Long Itchington Primary School ►	3211	2	Grade 1	11%	2
Newburgh Primary School	2325	2	Grade 2	67%	12
Southam Primary School ▲	2624	2	Grade 3	17%	3
Southam St. James (VA) C. Of E. Primary School	3585	2	Grade 4	6%	1
St. Lawrence C.Of E. (VA) Primary School	3589	2			
St. Mary Immaculate Catholic Primary School	3545	3 RI			
St. Mary's Catholic Primary School, Southam	3505	3 RI			
Stockton Primary School	2049	2			
The Ferncumbe C.Of E. Primary School	3210	2			
Westgate Primary School ►	2322	2			
Woodloes Primary School ▲	5207	2			

CONSORTIUM 10 - KENILWORTH					
School Name	DfE No.	Current Grade	Ofsted Status Overview (as at 18/08/2014)		
All Saints C.Of E. (VA) Primary, Leek Wootton	3588	1	No. Ofsted inspections - 1.09.2013 to 31.07.2014		3
Burton Green C.Of E. Primary School ►	3143	2			
Clinton Primary School ►	2308	2	% Grade Movement		No. of Schools
Park Hill Junior School	2309	2	Grade Up ▲	33%	1
Priors Field Primary School	2605	3 RI	Grade Down ▼	0%	0
St. Augustine's Catholic Primary School	3541	2	Grade Same ►	67%	2
St. John's Primary, Nursery & Children's Centre ▲	2620	2	% Schools in each category		No. of Schools
St. Nicholas C.Of E. Primary School, Kenilworth	3146	2	Grade 1	11%	1
Thorns Community Infant School	2307	2	Grade 2	78%	7
			Grade 3	11%	1
			Grade 4	0%	0

CONSORTIUM 11 - RUGBY NORTH/TOWN & HILLMORTON					
School Name	DfE No.	Current Grade	Ofsted Status Overview (as at 18/08/2014)		
Abbots Farm Infant School	2410	2	No. Ofsted inspections - 1.09.2013 to 31.07.2014		5
Abbots Farm Junior School	2421	3 RI			
Boughton Leigh Infant School	2598	2	% Grade Movement		No. of Schools
Boughton Leigh Junior School ▲	2590	2	Grade Up ▲	20%	1
Brownsover Community School ►	2616	2	Grade Down ▼	20%	1
Eastlands Primary School	2415	2	Grade Same ►	60%	3
English Martyrs Catholic Primary School	3564	2	% Schools in each category		No. of Schools
Hillmorton Primary School	2628	2	Grade 1	12%	2
Long Lawford Primary School	2405	1	Grade 2	53%	9
Northlands Primary School ►	2417	3 RI	Grade 3	29%	5
Oakfield Primary School ►	2008	3 RI	Grade 4	6%	1
Paddox Primary School	2625	1			
Rokeby Primary School	3597	2			
St. Andrew's Benn C.Of E. (VA) Primary School	3591	3 RI			
St. Marie's Catholic Primary School and Nursery	3598	3 RI			
St. Matthew's Bloxam C.Of E. Primary School	3213	2			
St. Oswald's C.Of E. Primary School ▼	3206	4 SW			

CONSORTIUM 12 - RURAL RUGBY & BILTON					
School Name	DfE No.	Current Grade	Ofsted Status Overview (as at 18/08/2014)		
Bawnmore Infant School	2423	2	No. Ofsted inspections - 1.09.2013 to 31.07.2014		3
Bilton C.Of E. Junior School ▲	3205	2			
Bilton Infant School	2420	2	% Grade Movement		No. of Schools
Binley Woods Primary School	2626	2	Grade Up ▲	100%	3
Cawston Grange Primary School	3594	2	Grade Down ▼	0%	0
Clifton-Upon-Dunsmore C.Of E. Primary School	3177	1	Grade Same ►	0%	0
Dunchurch Boughton C.Of E. (VA) Junior School	3391	1	% Schools in each category		No. of Schools
Dunchurch Infant School	5204	2	Grade 1	18%	3
Henry Hinde Infant School	2424	2	Grade 2	76%	13
Henry Hinde Junior School	2588	3 RI	Grade 3	6%	1
Knightlow C.Of E. Primary School	3590	1	Grade 4	0%	0
Leamington Hastings C.Of E. Infant School	3180	2			
Our Lady's Catholic Primary School, Princethorpe	3561	2			
Provost Williams C.Of E. Primary School ▲	3212	2			
The Revel C.Of E. (Aided) Primary School	3593	2			
The Riverside Academy ▲	2006	2			
Wolston St. Margaret's C.Of E. Primary School	3192	2			

School Improvement Strategy

Preface to School Improvement Policy

Warwickshire's approach to school improvement is to strive for excellence, recognising individual school autonomy and being committed to working in a professional partnership with providers.

The role of the LA is to be the champion of the learner. We have a shared moral imperative to support improved outcomes for all children and young people in Warwickshire. We are aspirational for our children and young people.

Our **intention** is that educators across the system in Warwickshire will recognise that we have a collective responsibility to secure the best for all our learners – irrespective of the type of schools or setting or college they are in.

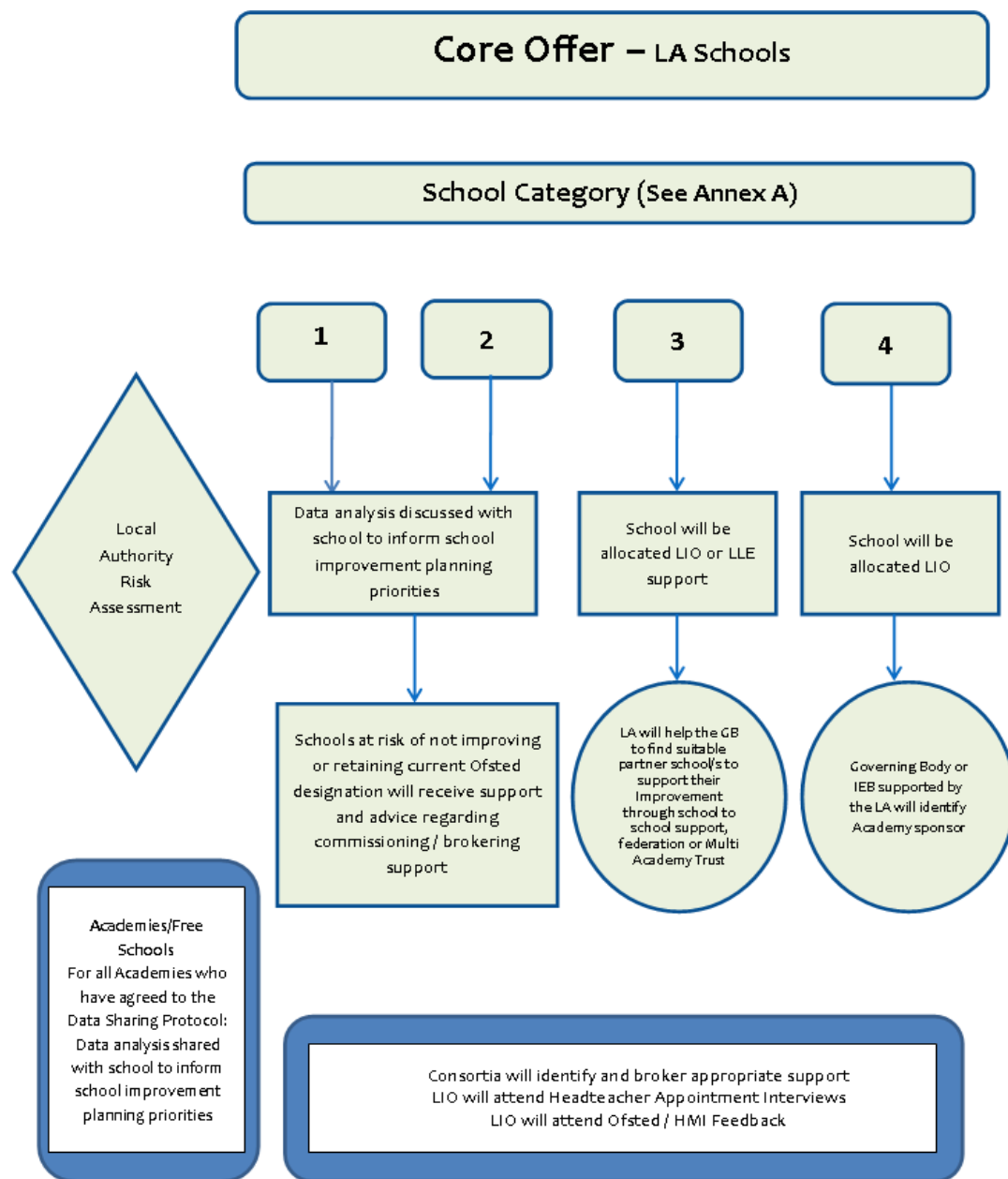
We believe that everyone involved in education is driven by a desire to make a difference and we want to harness that drive to secure brighter futures and outstanding success in all fields of learning.

The national education landscape is undergoing a period of rapid and far reaching change involving shifting responsibilities, new and reduced funding arrangements, revised expectations, and new accountabilities and changing relationships. New ways of working are becoming increasingly important to deliver the planned system changes. It is essential to the success of the system that the LA develops strong relationships with all schools.

Alongside greater freedoms for schools, come different relationships with the Local Authority - more emphatically shifting responsibility for school improvement to schools and their governing bodies. The Local Authority is no longer the default provider of services and schools should be expected and encouraged to consider taking up services and support from a much wider range of providers, including each other.

Schools that are judged by Ofsted to be Good or Outstanding are best placed to plan for and manage their own improvement, engaging in self-evaluation to ensure their effectiveness in raising standards and improving rates of progress for all groups of learners. Annual data analysis, risk assessment, will ensure that these schools continue to be judged as good or outstanding, if data suggests that they are at risk of losing that judgement the LA Officer or the Consortia Lead will contact the Headteacher and Chair of Governors to discuss their plan for improvement. The LA and Consortia Leads will seek to work in partnership with Good and Outstanding schools recognising them as exemplars of good practice, brokering their support as appropriate into schools causing concern and seeking a contribution for them to create a self-improving school system.

Schools deemed *Requiring Improvement* or *Inadequate* will be allocated a Learning Support Officer to Challenge the school and Monitor progress. The main focus of support will be agreed by schools in their consortium in order to broker or commission appropriate support so that the school is able to move rapidly to being a good school.



Core Offer – Additional Projects - Annex A

In addition to the above support for schools following the categorisation process, Warwickshire County Council provides a wide range of other projects in pursuit of its statutory and strategic goals. Directly or indirectly these are all of benefit to schools.

The list of these projects (statutory and strategic) and the detail of their activities and costs are included in the Service Delivery Agreed Commissioned Specification (SDACS) and cover activities which include the commissioning of schools and staff, e.g. Assessment Moderators.

Identifying School Vulnerability

Officers within Warwickshire Learning Improvement Team will work in partnership with Consortia Leads to commission the Business Intelligence Unit (BIU) to regularly analyse available data to identify where schools may be at risk of underperformance or of becoming a school causing concern.

Sources of this information available to Consortia Leads will include:

- Annual Position Statement provided by the LA BIU
- Annual performance data as reported in national performance tables and RAISEonline documents particularly in relation to the performance of vulnerable groups. In analysing the data the same criteria will be applied as those used by inspectors exemplified in the current Ofsted schedule for inspection
- Outcomes of Ofsted inspections
- Parental View concerns
- Concerns raised by specialist services in relation to provision for and performance of vulnerable groups
- HR concerns
- Financial concerns

Where significant issues are evident officers will discuss these with the Headteacher and Chair of Governors. The Consortia Lead will be alerted to these concerns in order that action can be planned to address the issues and that these actions will bring about rapid improvement.

Academies Causing Concern

Academies are independent of LAs and responsible for their own improvement, however, Academy Schools in Warwickshire have agreed to share data and engage fully with the Consortia Model to support and challenge schools causing concern. The legal responsibility for improvement sits initially with each academy board with direct accountability to the Secretary of State for Education through the Regional Schools Commissioners (RSCs) but the LA and Consortia Lead will challenge the Academies to ensure that deliver good outcomes for Warwickshire children.

Governance

Where concerns are raised about governance through inspection or where intelligence suggests that the governing body may not be effectively holding the school to account or fulfilling statutory responsibilities a review of governance will be conducted.

Early Years Foundation Stage (EYFS)

Local Authorities have a duty to improve outcomes for all children under five, and to narrow the gap, through the Childcare Act, 2006. This duty applies across all providers including maintained, independent and free schools, academies and childcare providers.

The Early Years Foundation Stage (EYFS) applies to all schools and settings with children under statutory school age (i.e. the term following a child's fifth birthday).

The work of several Warwickshire County Council teams with schools and settings offering the EYFS is explained clearly in the **Quality Improvement Strategy**.

This includes statutory moderation of the Early Years Foundation Stage Profile at the end of reception.

The Role of the School Improvement Team

The Learning Improvement Adviser is at the heart of the Local Authority's support for school improvement. The LIO provides professional support and challenge by acting as a critical professional friend to the school helping its leadership to accurately evaluate its performance, identify priorities for improvement and plan effective change.. The role is aimed to help to build the school's capacity to improve the achievement of pupils and to contribute to whole school improvement.

Categorisation Criteria

Category	Descriptor	Criteria
<p>Category 4 Inadequate</p>	<p>Schools in this category will be either deemed inadequate by Ofsted or schools identified by officers as causing significant concern.</p> <p>This group will also include some Ofsted grade 1, 2 or 3 schools where risk assessment places them at serious risk of decline or where results fall below Floor Standards. <i>These schools will, where appropriate be issued with a Performance, Standards and Safety Warning Notice in accordance with the intervention powers under Part 4 of the 2006 Act.</i></p> <p>Some Category 3 and 4 schools will be required to participate in review activities including Strategic Governance Reviews.</p> <p>Category 4 schools = Up to 20 days LA funded support</p> <p>These schools will be supported and monitored by a task Group (Team Around the School—see annex)</p>	<ul style="list-style-type: none"> • Schools identified as a result of an Ofsted inspection as requiring Special Measures • Schools identified as a result of an Ofsted inspection as having Serious Weaknesses • Schools identified by monitoring as requiring improvement to prevent an Ofsted judgement of requiring Special Measures or Serious Weaknesses. • A judgment is made considering a range of factors including: <ul style="list-style-type: none"> - attainment below floor standards - attainment is persistently low across a range of national indicators and schools have been unable to respond effectively - progress data are persistently low across a range of national indicators and schools have been unable to respond effectively - School faces a critical issue such as a breakdown of relationships affecting the quality of education or places the viability of the school in jeopardy - self-evaluation processes are insufficient or inaccurate - concerns regarding the quality of teaching and learning - concerns regarding behaviour, safeguarding or attendance - the school has not responded effectively to external challenge

Category	Descriptor	Criteria
<p>Category 3 Requires Improvement</p>	<p>Schools in this category have been identified to require additional support because they trigger indicators for national scrutiny.</p> <p>Some Category 3 and 4 schools will be required to participate in review activities including Strategic Governance Reviews.</p> <p>Category 3 schools = Up to 15 days LA funded support</p>	<ul style="list-style-type: none"> • Schools below Floor Standards • Schools judged to be Requiring Improvement • Schools with declining trajectory • Good or Outstanding Schools judged, through discussion with the school leadership team, to need additional support.
<p>Category 2</p>	<p>These are schools designated as Good by Ofsted and where the schools' data continue to support this judgment.</p> <p>Category 2 schools = ½ day per term</p>	<p>The LA will undertake a desktop analysis (Risk Assessment) of all schools designated in Category 1 or 2.</p> <p>This analysis will be shared with the Headteacher and Governing Body in order to assist the school's identification of priority areas for improvement. The school will be expected to commission support to address the areas of concern identified in the Risk Assessment. The LA will, where requested, assist the school to broker access to the support needed. (S2S).</p>
<p>Category 1</p>	<p>These are schools designated as Outstanding by Ofsted and where the schools' data continues to support this judgment.</p>	

Category	Descriptor	Criteria
<p>Post 16</p>	<p>Responsibility for quality of post 16 lies with the governors of the institution.</p> <p><i>Concerns regarding the quality of 16-19 (25) provision relating to any provider may be escalated upwards to the Education Funding Agency (EFA), the Skills Funding Agency (SFA) or the National Apprenticeship Service (NAS) and ultimately to the Secretary of State via the Regional Teams</i></p> <p>Thematic Reviews = Annual 3 Year Rolling Programme of 1 day Thematic Post 16 Reviews</p>	<p>For both Academy and Maintained Schools with sixth forms the Local Authority will monitor the quality of the provision (attainment, achievement, retention, and destination) via a desk top analysis.</p> <p>However intervention strategies in the event of concerns will vary between Academies and Maintained schools in line with the strategy for school improvement.</p> <p>For other providers, including FE colleges, the Local Authority will monitor the quality of provision and draw to the attention of the leadership of that provider any concerns the LA may have and offer brokerage support as appropriate.</p>

Annex A

Core Offer – Additional Projects

The chart below includes the overview of these projects :

Theme A Statutory Accountabilities		Theme B Strategic Priorities/Objectives		Theme C Service Management/ Corporate Integration	
A.1	Assessment & Moderation	B.1	SI Statistical Performance Standards Database	C.1	Corporate Liaison
A.2	NQTs	B.2	NtG – Vulnerable Learners/SEN/Pupil Premium	C.2	National/Regional Representation
A.3	Standards & Progress Overview	B.3	New NC Implementation	C.3	Freedom of Information Queries
A.4	Curriculum Compliance	B.4	S2SS Consortia Models & Brokerage	C.4	Response to Emerging Issues
A.5	Schools Causing Concern	B.5	Increasing Number of G/O Schools		
A.6	Schools Ofsted Inspections	B.6	Schools' Leadership & Management Framework incl System Leadership		
A.7	School Governance	B.7	Best Practice Dissemination		
A.8	SACRE	B.8	Headteacher Recruitment Processes		
A.9	IAG/September Guarantee/ NEETs/Tracking	B.9	Preventative/Development Initiatives (Annual Focus)		
A.10	Post 16 Planning/Commissioning	B.10	Academies/Free Schools Forum		
A.11	Educational Visits	B.11	EMTAS Support		
A.12	Virtual School HT (LAC)				
A.13	Area Behaviour Partnerships (ABPs)				